

SHADING MEMORY

Discovering the Art and Artists of The Sawyer Pictures

Catherine Kaplan

Data Analytics and Visualization

Capstone Project Presentation

May 3, 2023

in partial fulfillment of the requirements
for the Master of Professional Studies degree

Maryland Institute College of Art
Baltimore, Maryland presented via Zoom

TABLE OF CONTENTS

01 Introduction and Context

02 Project Rationale

03 Audience

04 Data Analysis and Interpretation

05 Prototype Design

06 Application and User Experience

07 Prototype Demonstration

08 The Future

INTRODUCTION




Otis

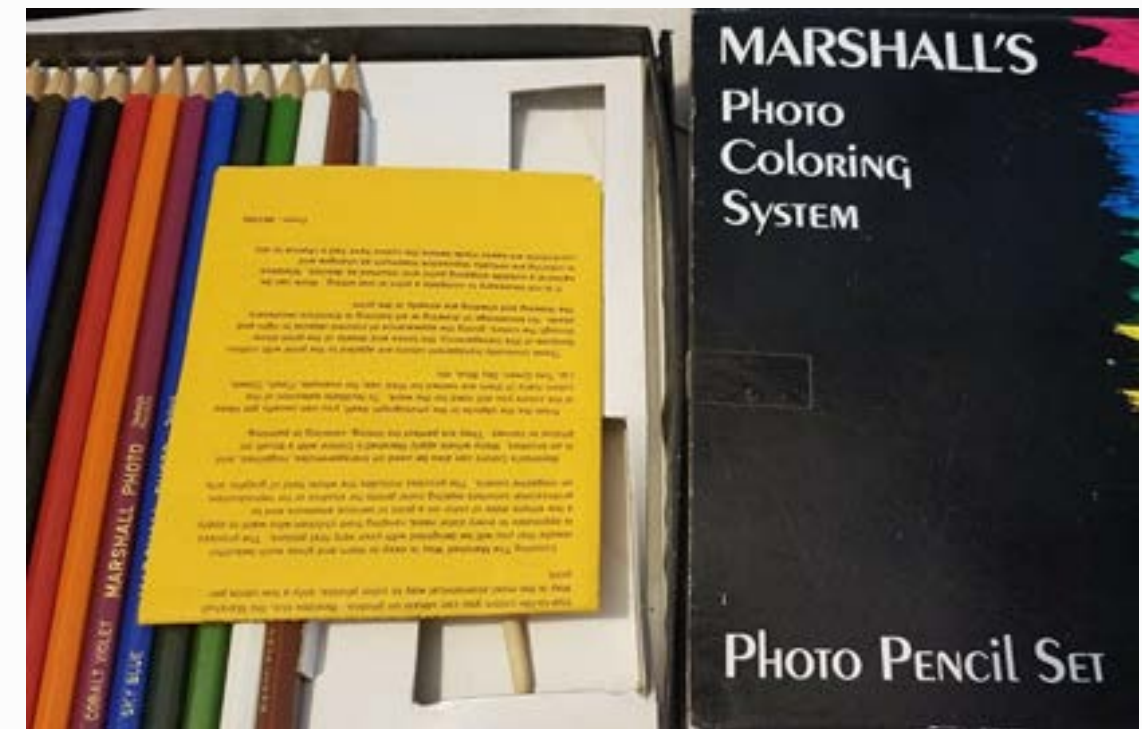


Hank

A NEW HOBBY?



The photos were already mounted on cardboard. In some cases, two or four of the same image occupied the space.



RATIONALE



Sally Richard Partridge
Received this as a wedding gift 56 years ago. Moved away over 40 years ago, so I treasure this piece of home.



Like Reply Share 2y

Eileen O'Reilly Page
my mom gave me a sawyer picture that still hangs in our home

Like Reply Share 2y

Joan Brouillet Stewartson
Yes my mom was a nurse for him. I love these pics

Like Reply Share 2y

Marlene Hall Hammond
We have several that came from either family or we bought over the years. I think there are at least 16 or 17 of them in our house.

Like Reply Share 2y

Beverley Nemetz
my mother worked along with Ms Towle, as a colorist for Sawyer picyures

RATIONALE

So many possible directions. So little time. Literally.

- Photos
- Painted Photos
- Lithographs
- Ledgers
- Camera equipment
- Notebooks
- and more


Not to mention the thousands of glass negatives still in Elinor's basement



RATIONALE



Gladys Towle



RATIONALE

Pages from Charles Sawyer's notebook

A little red quartz just about a foot down from the top in three places. Walls fairly high color yellow, orange, a patch of green grass beneath rock just under platform might a little brown near the falls tonight. Dark wet brown night next to falls. For ground grey and orange yellow gravel.

Notes on #25 & #6 above. L. would somewhat yellow and red color where dark. Middle grey top orange & white base. North wall pale salmon pink and grey.

Yellowstone July 20
Mammals etc. etc. Spring
#7-5-camp 32-K1-1/2 sec sun
13 1/2 better

#7-11-par-cliff up -
16 1/2 - no K1 - 1/2 sec
15 1/2 m 80 letter
center strip pure white
distance and
fore - yellow red & brown
with pink - no blue.

Old trailhead. 9:15 AM
#7-12-1/2 16 1/2 - no K1 - 1/2 sec
13 1/2 better

Rivside Hopper. 11:00
#7-15-par 17 - no K1 - 1/2
13 1/2 better

#7-16-par 14 - no K1 - 1/2
13 good time

64-K1-1/2 sec.
Notes on #25 & #6 above.
Talus - red & white & black
11 30m
All plates & films
reloaded to here: Banff
July 12.
#7-7-com
#7-7-com
Mary Blaine Hotel
32-K1-1/2 sec
smooth patches of green. No
classy rocks. water rich
blue slightly tinged with green.
30m 13

August 31, 1922
#3 Killington & Pic
from Hazelton's
32-K1-1 sec sun records
11 1/2
#4 same #4-K1-2 sec sun
12
#5 Killington from Hazelton's
too hazy & poor clouds
64-K1-2 sec sun.
12 1/2
#6 Ottanguish, above reflection
64-K1-2 sec sun
wind blew down tree Dome!!
10 1/2
#7 Slack water on Ottanguish
just above Herburne
32-K1-1 sec sun clouds
10 1/4

June 9 27 June
Films.
1+2 comm.
3+4-5-F-6-7-8-9 par
7+11, 11+12
all plates now had

#1 near top of Mt. W. etc.
Probably from 45-K1-2 sec
5-5-5-5-9 1/2

#2 same #4 sec. hot one
12

#7-3 par 14-14 sec
14 under exp.

#1 - ruffal.
Mt. W. from Hazelton
64-K1-1 sec.
P-5-5-5-9 1/2

Notes on #74.
North wall foreground yellowish
then beyond low brown mist red,
then rich salmon pink, then
yellow with a little red.
South wall yellow foreground
& mist red distance.
near foreground salmon pink and
granite grey.

unloaded films 11-12-13
14-15-16-17-18
unloaded plates 1-6 in all

#7-7-par. Herburne Falls
Mary Blaine Hotel
13 1/2 - no K1 - 1/2 sec
#7-8-par same 32

#7-3-com // 11 sec
64-K1-1/2 sec
11
#7-3-diff. diff. of above
64-K1-1/2 sec 11
slightly overexposed


#4 same #4 sec. 11 sec
slightly overexposed

Notes on 4. some closing.
some yellow rocks in all
rocks. On close view a bank
of yellowish red, also some purple.
Water a peculiar mixture of white
blue & green, similar to some
water with flowing in it. often is
being green around the shoreline.
In shadow plate on left wall
is green almost down to water.


Christmas Cove, Maine
Aug 31, 1922
Sun Hopper way out a point
#5-14-5-K1-1 sec.
Dev 10-7-7-7-8
Pinnacles from Hazelton
#7-12-1/2 32-K1-4 sec
Dev 11-7-7-7-9 1/2
same - diff. pens.
#7-3-plate 64-K1-1/2 sec
Dev 10-6-1/2-6-10-10-10-10

#7-5-plate - Total eclipse
of the sun as seen from South
Bristol, just outside belt of
totality. Taken just as sun rose
before the darkest period.
64-K1-1 sec. good time
Dev 10-7-7-7-9 1/2

RATIONALE



Yosemite Falls (SAMPLE)



Yosemite Falls (COPY)



Swimming Pool (SAMPLE)



Swimming Pool (COPY)

RATIONALE

Instructions for Coloring Papyrus Pictures in Gum Oil & Water Color

Prints usually have a slight oily finish, so before beginning to color same, use one of two methods.

#1 Sift a lot of Talcum Powder over surface of picture, rub in with palm of hand & tap off any surplus ^{hand}.

#2 Cover entire surface where water color is to be used (detail - not sky nor water) with very thinned out yellow ochre, water color and wipe off immediately.

To color.

Use yellow ochre first on highlights, then work to brighter yellow for variation. If print is dark, use blue highlights in shadows, still work over with ochre lightly.

2
Next use light reds, vermilion, ^{umber - some useful in} crimson, ^{sienna} up entire surface before use.

Mountains
Viridian green
Harkers #
foliage, & is
of ochre.

Work green till entire print paint. (This be used saute

or birch tree
Mountain
In Ant
some colors are

The much ma
remembering p

Before ev
with light
green, let
ly.

3.
Handle work carefully & view print from various angles occasion ally to avoid any unintentional marks, made from such things as rings, bracelets, & dentations from finger any scratches caught fully retouched or torn. Such prints are often are discarded or sold.

Cleaning before oils
Shed and to
well covered with
good tools for cleaning
All foliage and
need to skip or use
of water should
before any oils are

Medium P
Use over entire
Pull cotton ^{wool}
enough to fill palm
roll between palm
to gather up any.

4
Rub over print to remove surplus oil. Again rub palm of hand over print to pick up any loose fibers on print, which later might be detrimental when picture is lacquered.

Follow sample.

SAMPLE AND COPY




The Afterglow



SAMPLE AND COPY



Mt. Chocorua



SAMPLE AND COPY



Nubble Light

SAMPLE AND COPY



*Nature's Mighty
Temple,
Canadian Rockies*



RATIONALE

SHADING MEMORY

Discovering the Art and Artists of The Sawyer Pictures



A missing piece of American Art History

The Story

The year was 1925. Charles H. Sawyer, artist and photographer, had moved to Concord, NH from Farmington, ME in order to be closer to the White Mountains, an area Charles frequented during his travels. At home (his studio and storefront shared his address), the Sawyer family built and sustained a lucrative arts and photography business for over 35 years. This website is a window into The Sawyer Pictures: the photographs, the art of colorizing the photos, and using color analyses unheard of while Charles and his family were alive, an examination of the skill with which multiple "copies" of an original painting were made.

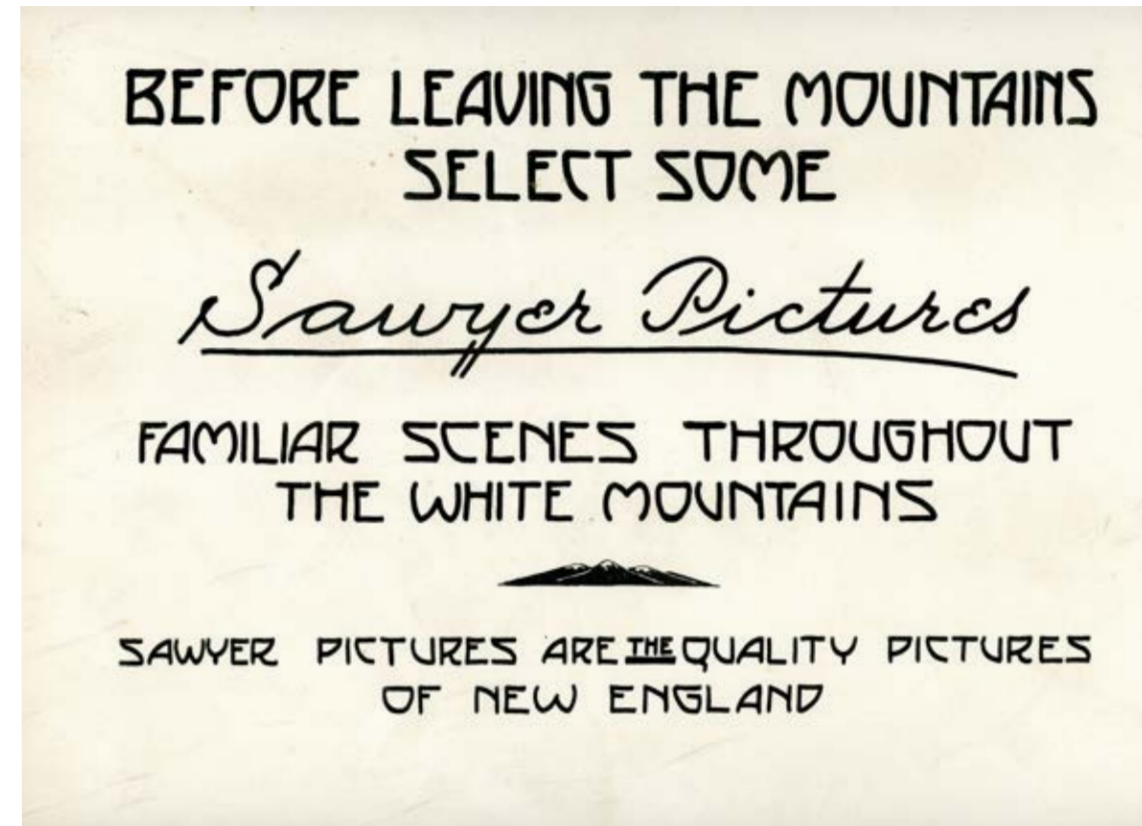
AUDIENCE

Artists

Photographers

Curious humans

and more personally, the site serves as a way for me to organize, categorize, and maintain the collection



DATA ANALYSIS AND INTERPRETATION


Sample



Copy



Color Analysis for iOS



Color Analysis App allows you to perform deep color analysis for any image. you can select local stored image or take a picture from your smartphone camera. after the image has been processed you will get the color information : such as color name , RGB, Hex Code,Color Percent. the colors will be sorted from the most from the most dominance color to the less significant. You can also send the image color analysis results (as a PDF) using your email.

[Learn More](#)

🕒 23 February 2020

Sample

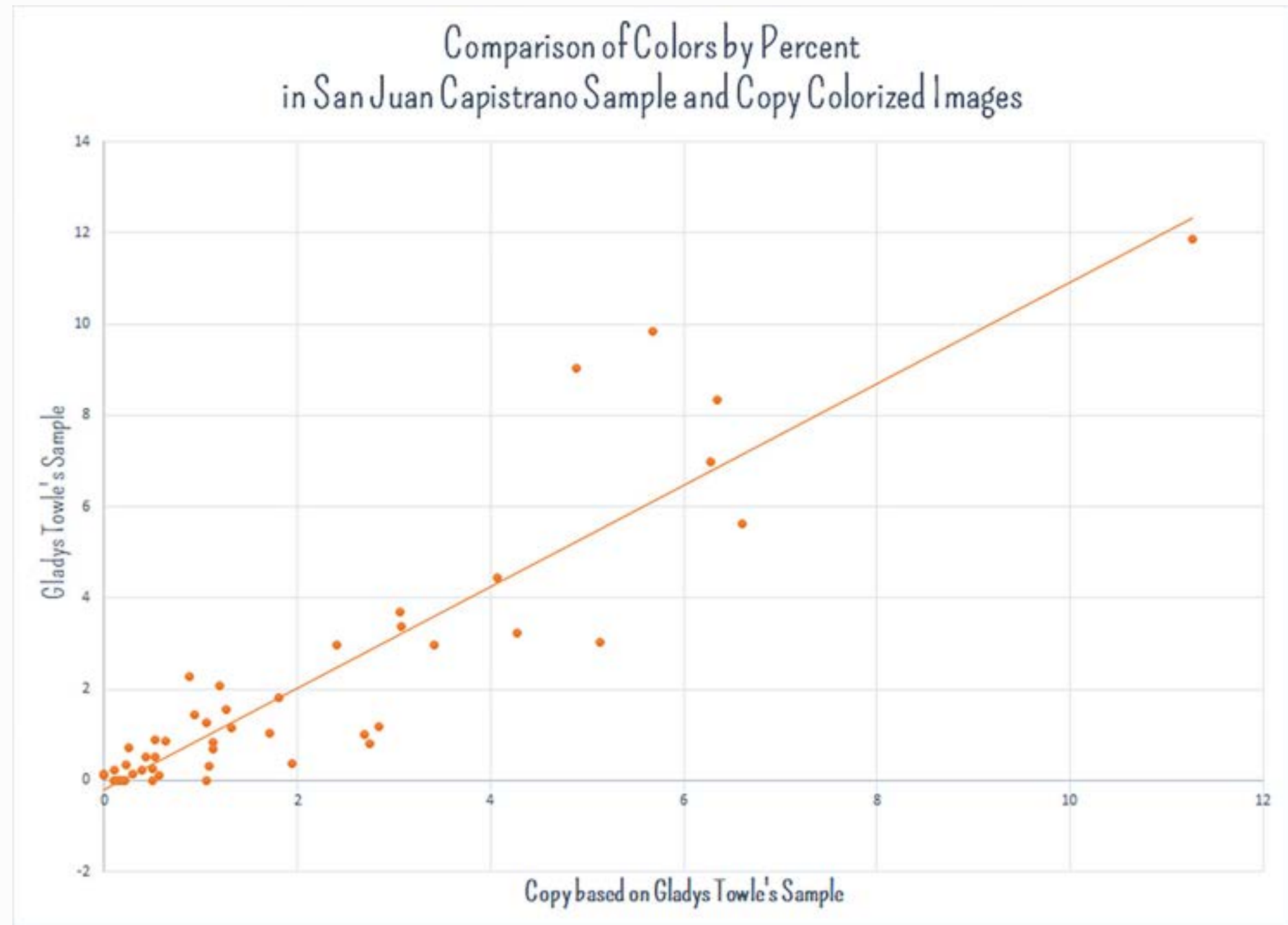


Copy



DATA ANALYSIS AND INTERPRETATION

Color	Copy	Gladys Towle's Sample
Raw Umber	11.27	11.87
Shadow	5.68	9.83
Pastel Brown	4.89	9.05
Cinereous	6.35	8.35
Khaki	6.28	7
Sepia	6.6	5.64
Dark Olive Green	4.07	4.45
Sand	3.06	3.68
Army Green	3.08	3.39
Desert Sand	4.27	3.22
Dark Brown	5.14	3.04
Golden Brown	3.41	2.98
Dark Tan	2.41	2.97
Camouflage Green	0.88	2.27
Pastel Gray	1.19	2.09
Desert	1.81	1.83
Blond	1.26	1.57
Bistre	0.94	1.45
Rifle Green	1.06	1.28
Wheat	2.84	1.18
Burlywood	1.31	1.16
Eggplant	1.71	1.04
Bole	2.7	1.02
Vanilla	0.52	0.89
Chamoisee	0.64	0.85
Dark Jungle Green	1.13	0.84
Sand Dune	2.75	0.82
Asparagus	0.26	0.71
Cream	1.13	0.68
Battleship Grey	0.43	0.53
Ash Grey	0.52	0.52



DATA ANALYSIS AND INTERPRETATION



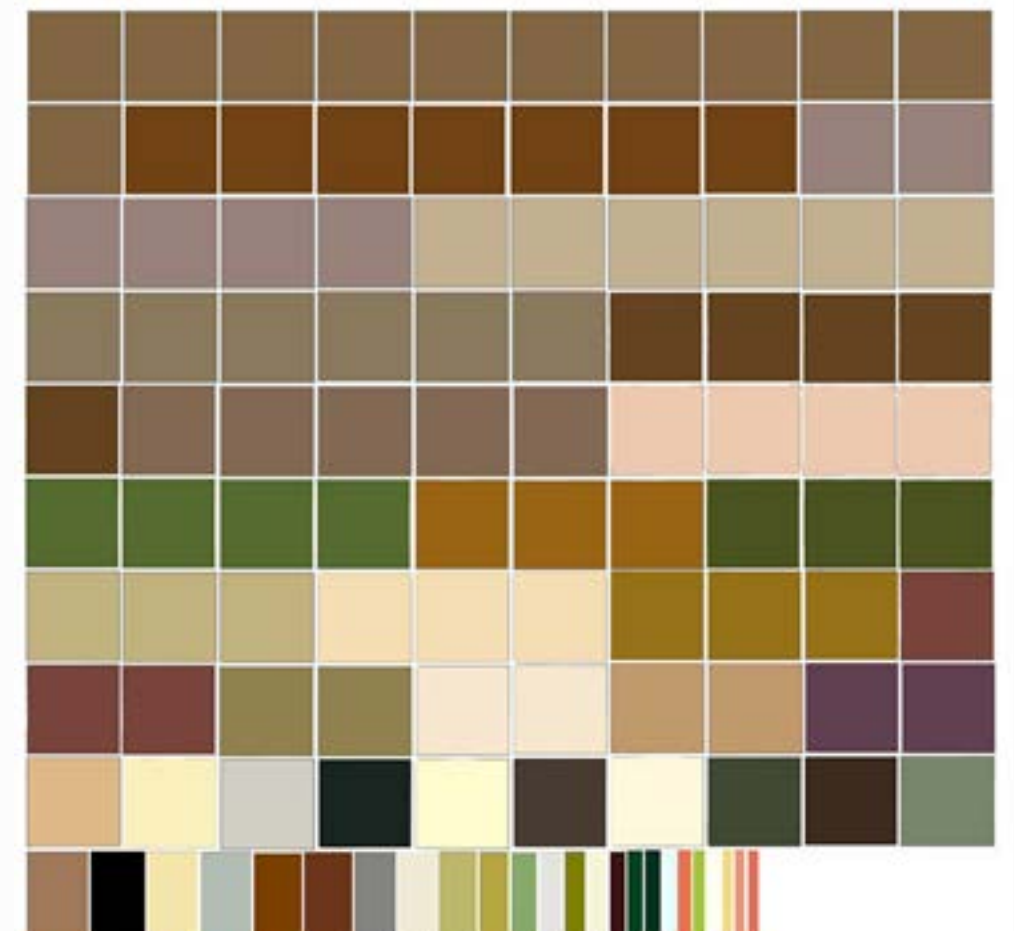
Sample

	Raw Umber R:130 G:102 B:68 #826644	11.87%
	Shadow R:138 G:121 B:93 #8A795D	9.83%
	Pastel Brown R:131 G:105 B:83 #836953	9.05%
	Cinereous R:152 G:129 B:123 #98817B	8.35%
	Khaki R:195 G:176 B:145 #C38091	7%
	Sepia R:112 G:66 B:20 #704214	5.64%
	Dark Olive Green R:85 G:107 B:47 #556B2F	4.45%
	Sand R:194 G:178 B:128 #C2B280	3.68%
	Army Green R:75 G:83 B:32 #4B5320	3.39%
	Desert Sand R:237 G:201 B:175 #EDC9AF	3.22%



Copy

	Raw Umber R:130 G:102 B:68 #826644	11.27%
	Sepia R:112 G:66 B:20 #704214	6.6%
	Cinereous R:152 G:129 B:123 #98817B	6.35%
	Khaki R:195 G:176 B:145 #C38091	6.28%
	Shadow R:138 G:121 B:93 #8A795D	5.68%
	Dark Brown R:101 G:67 B:33 #654321	5.14%
	Pastel Brown R:131 G:105 B:83 #836953	4.89%
	Desert Sand R:237 G:201 B:175 #EDC9AF	4.27%
	Dark Olive Green R:85 G:107 B:47 #556B2F	4.07%
	Golden Brown R:153 G:101 B:21 #996515	3.41%



DATA ANALYSIS AND INTERPRETATION: CONTROLS



Brattleboro Birches



An Azelea Meadow, Yosemite



DATA ANALYSIS AND INTERPRETATION: CONTROLS



Echo Lake



Nubble Light



DATA ANALYSIS AND INTERPRETATION

Winsor Newton Water Colors.

Yellow Ochre
 Cad. Yellow
 Alizarin Crimson } Suggested
 Light Red } Cloud shading:
 Vermilion
 Burnt Sienna
 Viridian
 Hooker's Dark Green
 Burnt Umber

Drumbacher Water Colors.

Cadmium Yellow deep
 " Orange "

Transparent Oils - Marshalls

Sky Blue
 Ultramarine Blue x strong (for water and oils)
 Cheek
 Raw Sienna
 Carmine x strong
 Cadmium yellow or Cad. yel. x strong
 Marshalls Medium Solution
 Cotton - Sterile Absorbent Yellow drier
 Red Glass Cotton



My Color Table

(using paint brands and colors from the list)

Color Analysis

Gladys Towle's List

DESIGN

- Black text on white background
- Fonts resemble typefaces found in advertisements and documentation
- With one exception, fonts were designed by women -- a nod to the women who worked as colorists in The Sawyer Pictures studio

TITLE FONT

Montaga

Alejandra Rodriguez, designer

Subtitle Font

Miss Robertson Pro Regular

Alejandra Paul, designer

Heading 1

Ernestine Pro

Nina Stoessinger, designer

Text

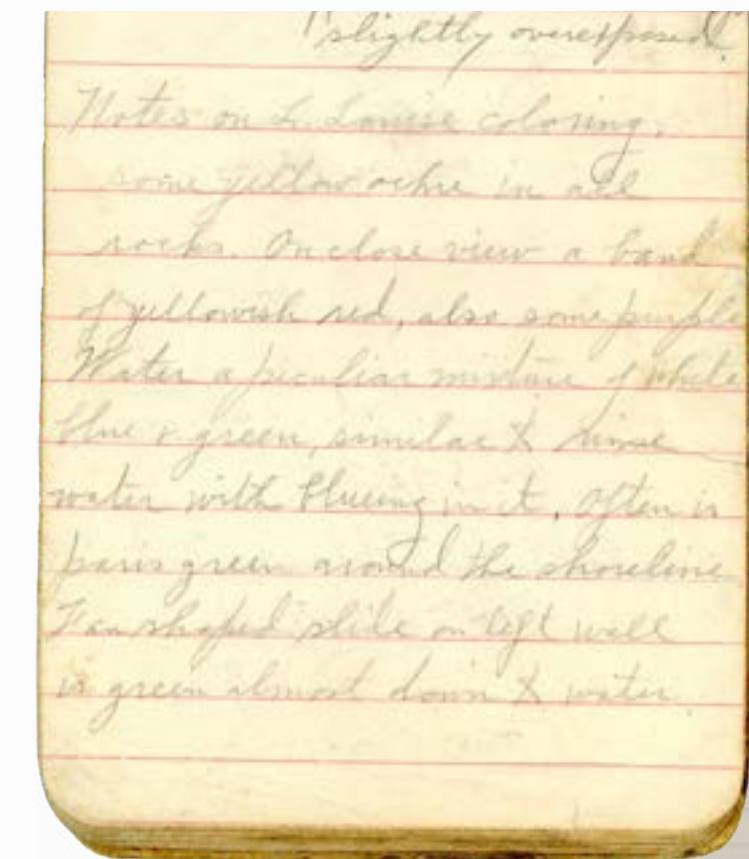
Montserrat Regular

Julieta Ulanovsky, designer

Captions

Pompierre Regular

Karolina Lach, designer

A photograph of a handwritten ledger table. The table has two columns: names and numbers. The names are written in cursive and include: Spinner & Hagg, H. J. Locke & Son, Fred P. Moser, Ben Marche D. & Co., Bernard Lipton, Geo. Gale, R. Lord, Brown & Saltmarsh, S. Alpert, Pearl Murphy, Nellie Clark, G. P. Chittenden, and G. G. Manser. The numbers are written in cursive and include: 11 17, 66 32, 30 50, 197 93, 26 25, 532 71, 326 25, 211 74, 87 10, 32 24, 41 34, 7 50, 35 52, 107 55, 14 53, 9 35, 222 06, 30 45, 71 30, 13 30, 185 10, and 22 55.

Spinner & Hagg	11 17
H. J. Locke & Son	66 32
Fred P. Moser	30 50
Ben Marche D. & Co.	197 93
Bernard Lipton	26 25
Geo. Gale	532 71
R. Lord	326 25
Brown & Saltmarsh	211 74
S. Alpert	87 10
Pearl Murphy	32 24
Nellie Clark	41 34
G. P. Chittenden	7 50
G. G. Manser	35 52

PICTURES SOLD AT PROFILE WONDER SHOPS, SUMMER OF 1927.
By subjects irrespective of size.

SUBJECT	SHIPPED	RETURNED	SOLD
Afterglow, Profile Lake	65	52	13
Basin	93	71	22
Eagle Cliff & Profile Lake	148	121	27
Echo Lake	535	107	428
Echo Lake from Artist's Bluff	32	16	16
Flume	316	165	151
Flume Falls	310	149	161
Flume Cascade	78	53	25
Mt. Lafayette	115	95	20
Mt. Washington & the Saco	36	6	30
Ammonusac Falls	15	12	3
Pool	108	84	24
Paradise Falls	11	11	---
Lafayette Slides	22	10	12
Lonesome Lake	32	26	6
Old Man	694	51	643

NOTE: The Flume includes both "up" and "down".

APPLICATION AND USER EXPERIENCE

- Simple layout to allow ease of viewing on screen
- White background to ensure high contrast
- Images scanned at 150 dpi
- Colors in keeping with Sawyer Picture palette
- Designed with exploration in mind
 - Pop-ups
 - Sliders
 - Top and side menus for navigation
- Tested by 10 users ages 21 - 81

Hosted by Wix. Domain name: shadingmemory.com



The screenshot shows the homepage of the 'Shading Memory' website. At the top, there is a navigation menu with links for 'Home', 'History', 'Black & White Images', 'Colorized Images', and 'Collection'. The main heading is 'SHADING MEMORY' in a large, bold, serif font, followed by the subtitle 'Discovering the Art and Artists of The Sawyer Pictures' in a smaller, elegant script font. Below the text is a large, horizontal photograph of a landscape with trees and a field. Underneath the image, the text reads 'A missing piece of American Art History' and 'The Story' with a small horizontal line under the word 'Story'. At the bottom, there is a paragraph of text providing context about Charles H. Sawyer and his work.

Home History Black & White Images Colorized Images Collection

SHADING MEMORY

Discovering the Art and Artists of The Sawyer Pictures



A missing piece of American Art History

The Story

The year was 1925. Charles H. Sawyer, artist and photographer, had moved to Concord, NH from Farmington, ME in order to be closer to the White Mountains, an area Charles frequented during his travels. At home (his studio and storefront shared his address), the Sawyer family built and sustained a lucrative arts and photography business for over 35 years. This website is a window into The Sawyer Pictures: the photographs, the art of colorizing the photos, and using color analyses unheard of while Charles and his family were alive, an examination of the skill with which multiple "copies" of an original painting were made.

THE FUTURE

